



BLOOD IS COMPLEX
ANALYZING IT SHOULDN'T BE »

DxH 500*



» Move healthcare forward.

*Not available for sale in the U.S.



Introducing the DxH 500, an Open-vial Hematology System*. Quality 5-part Differential in a Compact Design

The first in a new series of advanced hematology analyzers, the DxH 500 Open-vial Hematology System was specifically designed for physician offices and other laboratories with low-volume hematology workloads. With the DxH 500, you can count on getting accurate results the first time—when time matters most.

> The DxH 500 offers:

- Unparalleled system uptime, keeping your lab running at peak performance
- Low cost of operation and improved laboratory efficiency
- Quality results from as little as 12 μ L of sample

*Cap piercing and auto-loading features coming soon

Spend Time with Your Patients, Not Your Analyzer

The DxH 500 comes with built-in reliability, automatic start-up, efficient reagent usage and easy reagent replacement—giving you maximum uptime.

> Built-in reliability

In a global multi-site reliability study of more than 36,000 samples, the DxH 500 exhibited less than or equal to one emergency service call per year. The DxH 500 gives you confidence that you will get the patient results you need, when you need them.

> Automatic start-up

With the programmable start-up feature, you can set the system to automatically activate at the beginning of a shift, so it's ready to work when you are.

> Reduce reagent usage

The DxH 500 uses 50 percent less reagent volume per sample, compared to other low-volume analyzers. So a single reagent bottle can support hundreds of tests.

> Quickly change out reagents when needed

With three reagents that require about five minutes to replace, you can keep your analysis running smoothly throughout the day.



Each reagent can be changed out individually in less than 2 minutes.

» Designed for Uptime



Greater than 98.5% uptime analysis based on global reliability study.
*Planned downtime includes cleaning cycles and minor maintenance.
**Unplanned downtime includes sampling and set-up errors.

INCREASE YOUR EFFICIENCY. LOWER YOUR OPERATING COSTS.

Improve Laboratory Efficiency

The DxH 500 allows your lab to increase efficiency through fast analysis, compact design and intuitive operation. This means no wasted time waiting for results, no wasted laboratory space and no wasted resources.

> Uniquely designed for fast analysis

Intuitive and powerful software simplifies work processes and allows rapid turnaround of specimens, helping you minimize patient wait times.

> Save valuable space

Smaller than a standard microwave, the DxH 500 does not require a separate PC or monitor, giving you control over your limited space.

> Perform any command in three touches or less

The DxH 500 software was specifically designed to provide an intuitive interface. You and your staff can learn how to use the system in less than an hour, and any system operation can be performed in three steps or less.



Supporting Your Efforts to Reduce Administrative Errors

Going paperless can potentially reduce errors in patient treatment.¹ The DxH 500 supports your desire to go paperless with a bi-directional LIS interface for better data keeping. This integrated LIS interface can potentially help reduce data errors that occur in manual processes.



Reduce Overall Operating Costs

The efficiently designed DxH 500 can reduce your overall operating costs through non-toxic reagents and low power consumption, letting you efficiently manage your bottom line.

> Reduce cost of disposal

The DxH 500 uses cyanide-free, azide-free and formaldehyde-free reagents, reducing the cost of disposal and helping you meet environmental and regulatory compliance standards.

> Reduce cost of power

The DxH 500 was designed to use a modern LED light source as opposed to traditional lasers. The use of a LED light source for differential measurement provides a lower cost and longer life cycle than other low-volume analyzers using laser technology.

1. Carraro P, Plebani M. Errors in the stat laboratory: types and frequencies 10 years later. Clin Chem 2007; Jul;53(7):1338-42.

One System. One Sample.

With only 12 μL of sample needed to test, the DxH 500 allows you to confidently provide a CBC plus 5-part differential analysis for all of your patients. The small sample-volume requirements save you time and minimize unnecessary or multiple venous draws.

- › **Test your most precious patient samples with ease**

You can confidently test pediatric and geriatric patients, which routinely provide small sample-volume at collection.

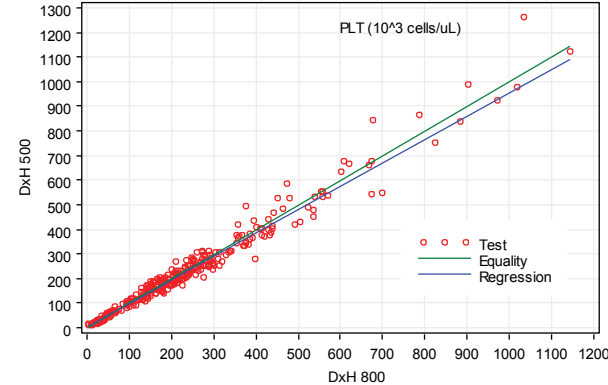
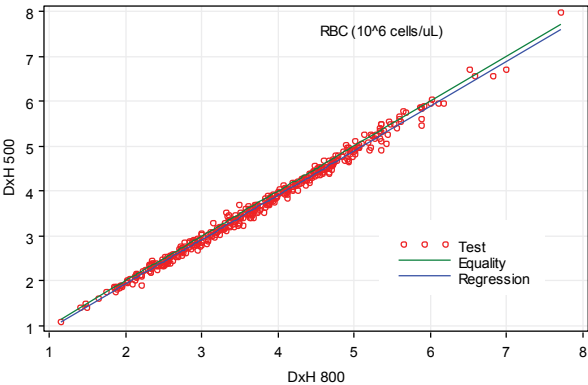
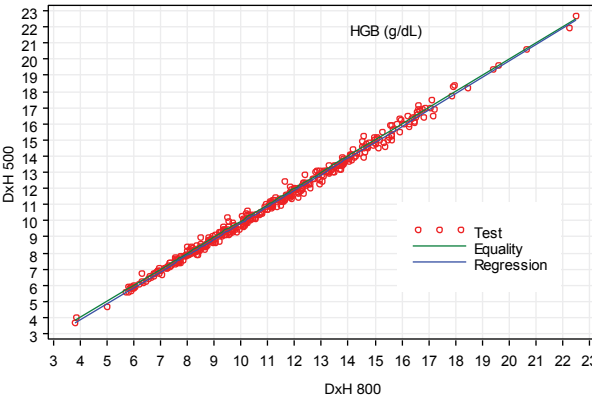
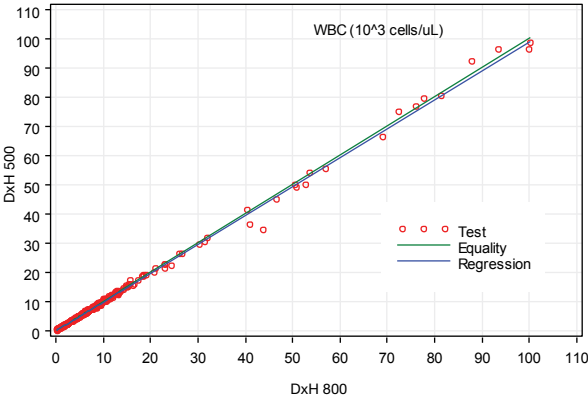
- › **Retest or order additional testing without collecting another sample**

- › **Go beyond a CBC with just a finger prick**

The DxH 500 enables 5-part differential testing on just a finger prick collection.



High-quality Results Comparable to the DxH 800 for Complete Blood Cell Count Parameters at Medical Decision Levels







Analyte	Unit	Level	Bias	95% Confidence Limits	
				Lower	Upper
WBC	10 ³ cells/uL	2	-0.002	-0.017	0.012
WBC	10 ³ cells/uL	3	-0.018	-0.036	0.001
WBC	10 ³ cells/uL	5	-0.049	-0.079	-0.019
WBC	10 ³ cells/uL	50	-0.754	-1.091	-0.416
RBC	10 ⁶ cells/uL	4.5	-0.078	-0.109	-0.047
HGB	g/dL	8	-0.156	-0.211	-0.100
HGB	g/dL	12	-0.081	-0.160	-0.002
HGB	g/dL	16.5	0.003	-0.198	0.203
PLT	10 ³ cells/uL	10	3.920	0.415	7.426
PLT	10 ³ cells/uL	50	1.879	-0.664	4.421
PLT	10 ³ cells/uL	150	-3.225	-5.412	-1.038
PLT	10 ³ cells/uL	400	-15.986	-24.987	-6.985
PLT	10 ³ cells/uL	450	-18.538	-29.029	-8.047

Method Comparison studies were performed by collecting 397 samples across the analytical measuring range at 4 external sites. Samples with a review flag were excluded from the analysis for the flagged parameter. A weighted Deming approach was used to compare the values obtained on the DxH 500 to the DxH 800. Combined data for four DxH 500 and four DxH 800 are presented. The DxH 500 were whole blood calibrated to a single DxH 800 (internal instrument), the DxH800 instruments were calibrated to the site's S Cal lot.

Specifications

Mode of Operation	Open vial sampling			
Throughput	60 samples per hour			
Menu/Test Parameters	WBC, RBC, HGB, HCT, MCV, MCH, MCHC, RDW-SD, RDW-CV, PLT, MPV, LY%, LY#, MO%, MO#, NE%, NE#, EO%, EO#, BA%, BA#			
Sample Volume	12 µL of venous or micro-collected whole blood 20 µL of whole blood for pre-dilute analysis			
User Interface	Touch screen Handheld barcode reader			
Power Requirements	100 – 240 VAC 50/60 Hz Single phase with ground			
Power Consumption	Less than 120W			
Noise Specifications	Less than 80 dBa			
Atmospheric Pressure	700 – 1,060 mbar			
Operational Ambient Temperature	18 – 32°C (64.4 – 89.6°F)			
Humidity	80% relative humidity (non-condensing) at 32° C (89.6° F)			
Altitude	Up to 3,000 meters (9,842.5 feet)			
Reagents	DxH 500 Lyse 500 mL DxH 500 Cleaner 500 mL DxH 500 Diluent 10 L			
External Storage - USB	USB 2.0 compatible			
LIS	Supports Serial (RS-232) and Ethernet communication			
Printer	Optional USB PCL 6-compatible printer			
Data Storage	30,000 patient results including graphics, flags, codes, and messages 12 control files, each with a maximum of 100 runs			
Languages (coming soon)	Czech, English, French, German, Italian, Japanese, Polish, Portuguese, Slovakian, Spanish			
Weight and Dimensions	Depth	Width	Height	Weight
	430 mm (17 inches)	270 mm (11 inches)	406 mm (16 inches)	11.4 Kg (25.1 lbs.)

			
DxH 500	DxH 600	DxH 801	DxH 2401
Low volume Up to 60 samples/hour	Medium volume Up to 100 samples/hour	High volume Up to 100 samples/hour Up to 140 slides/hour	Ultra high volume Up to 300 samples/hour Up to 140 slides/hour

©2016 Beckman Coulter, Inc. All rights reserved. Beckman Coulter, the stylized logo and the Beckman Coulter product and service names mentioned herein are trademarks or registered trademarks of Beckman Coulter, Inc. in the United States and other countries. REMISOL Advance is a trademark of Normand-info SAS.

For Beckman Coulter's worldwide office locations and phone numbers, please visit www.beckmancoulter.com/contact

BR-51173



Move healthcare forward.